



Australian Government

Department of Foreign Affairs and Trade

IRAN



Fact sheets are updated biannually; June and December

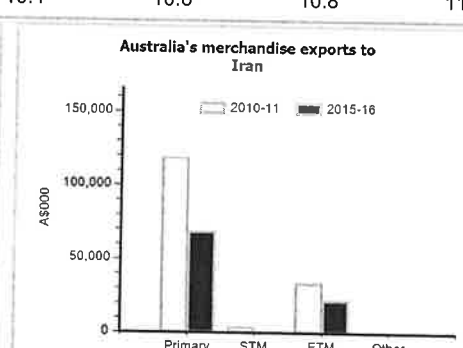
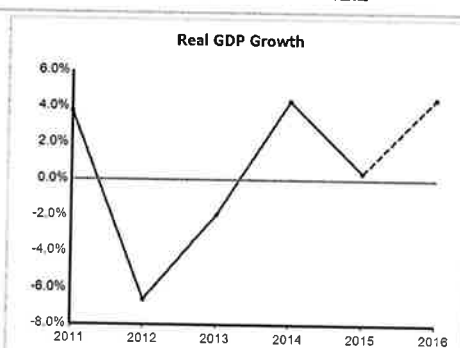
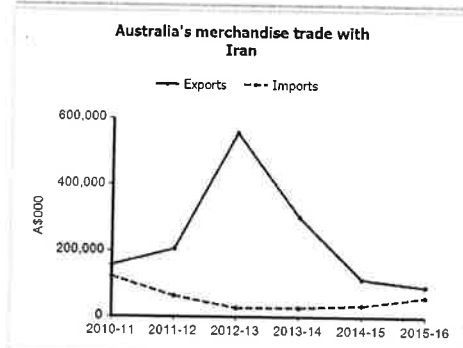
General information

| | |
|------------------------------|---------------------|
| Capital: | Tehran |
| Land area: | 1,628,550 sq km |
| Official language(s): | Farsi (Persian) |
| Population: | 79.5 million (2015) |
| Currency: | Rial |

Head of State and Head of Government

President HE Dr Hassan Rouhani

| Economic indicators (a) | 2011 | 2012 | 2013 | 2014 | 2015 | 2016 |
|---------------------------------|----------|----------|----------|----------|----------|----------|
| GDP (US\$b) (current prices) | 570.0 | 382.0 | 379.4 | 414.9 | 390.0 | 412.3 |
| GDP per capita (US\$) | 7,557.8 | 4,998.6 | 4,899.3 | 5,287.3 | 4,907.6 | 5,124.3 |
| GDP PPP (Int'l \$b) | 1,349.5 | 1,283.5 | 1,279.3 | 1,358.8 | 1,378.6 | 1,459.2 |
| GDP per capita PPP (Int'l \$) | 17,892.1 | 16,794.8 | 16,518.8 | 17,316.1 | 17,346.5 | 18,135.6 |
| Real GDP growth (% change yoy) | 3.8 | -6.6 | -1.9 | 4.3 | 0.4 | 4.5 |
| Current account balance (US\$b) | 60.3 | 23.4 | 26.5 | 15.9 | 8.2 | 17.2 |
| Current account balance (% GDP) | 10.6 | 6.1 | 7.0 | 3.8 | 2.1 | 4.2 |
| Inflation (% change yoy) | 21.2 | 30.8 | 34.7 | 15.6 | 11.9 | 7.4 |
| Unemployment (% labour force) | 12.3 | 12.2 | 10.4 | 10.6 | 10.8 | 11.3 |



Australia's trade and investment relationship with Iran (b)

Australian merchandise trade with Iran, 2015-16 (A\$000)

| | | Total share | Rank | Growth (yoy) |
|---|---------|-------------|------|--------------|
| Exports to Iran | 92,466 | 0.0% | 57th | -19.4% |
| Imports from Iran | 60,188 | 0.0% | 69th | 74.6% |
| Total merchandise trade (exports + imports) | 152,653 | 0.0% | 70th | 2.4% |

Major Australian exports, 2015-16 (A\$000)

| | |
|--------------------------------------|--------|
| Wheat | 32,911 |
| Mechanical handling equip & parts | 10,673 |
| Wool & other animal hair (incl tops) | 10,627 |
| Barley | 9,757 |

Major Australian imports, 2015-16 (A\$000)

| | |
|---------------------------------------|--------|
| Copper ores & concentrates | 23,369 |
| Fruit & nuts | 16,162 |
| Floor coverings | 5,479 |
| Lime, cement & construction materials | 4,550 |

Australia's trade in services with Iran, 2015-16 (A\$m)

| | | Total share | Rank | Growth (yoy) |
|-------------------------------|-----|-------------|------|--------------|
| Exports of services to Iran | 135 | 0.2% | 43rd | -2.9% |
| Imports of services from Iran | 87 | 0.1% | 57th | 29.9% |

Australia's investment relationship with Iran, 2015 (A\$m)

| | Total | FDI |
|--------------------------------|-------|-----|
| Australia's investment in Iran | np | 0 |
| Iran's investment in Australia | np | np |

Iran's global merchandise trade relationships

Iran's principal export destinations, 2015

| | |
|--------------|-------|
| 1 China | 22.2% |
| 2 India | 9.9% |
| 3 Turkey | 8.4% |
| 39 Australia | 0.0% |

Iran's principal import sources, 2015

| | |
|------------------------|-------|
| 1 United Arab Emirates | 39.7% |
| 2 China | 22.4% |
| 3 Republic of Korea | 4.7% |
| 43 Australia | 0.1% |

Compiled by the Economic Diplomacy, Trade Advocacy & Statistics Section, DFAT, using the latest data from the ABS, the IMF and various international sources.

(a) Economic indicators data is from the IMF WEO where available, the EIU or other reputable source. Data may include forecasts or projections for recent years. GNI may be shown in lieu of GDP for countries where GDP data is unavailable.
(b) Merchandise trade data is based on published and unpublished ABS data. May exclude confidential items of trade. Totals may not add up due to rounding. Investment data is stocks as at end December.
All data may be subject to future revisions.

GDP - Gross Domestic Product PPP - Purchasing power parity GNI - Gross National Income na - Data is not available np - Data is not published .. - Data is not meaningful Primary - Primary goods STM - Simply transformed manufactures
ETM - Elaborately transformed manufactures Other - Other goods including non-monetary gold f.c.f. - Fresh, chilled or frozen nes - Not elsewhere specified